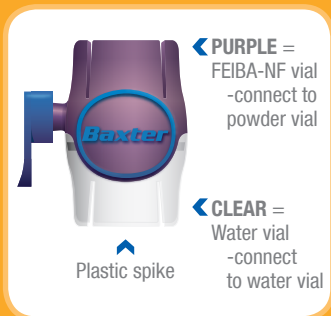


## BEFORE YOU BEGIN

To be used with FEIBA-NF only



- Bring vials to room temperature
- Wash hands
- Remove caps from vials
- Wipe vial tops with alcohol swabs and let dry

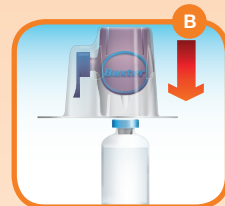


## 1 CONNECTING Water vial



- Remove lid from package without touching the device

Do not remove device from package.



- Place vials on hard flat surface
- Connect clear side of device to water vial
- Press down until clear spike pierces water vial stopper

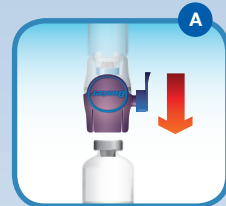


- GRIP packaging at edge and lift it off, leaving device connected to water vial

Do not remove blue cap. Do not touch purple spike.



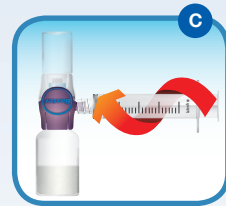
## 2 CONNECT Powder vial



- Turn device over and connect purple side of device to FEIBA-NF vial
- Press down until purple spike pierces vial stopper



- Wait for water to enter product vial
- Swirl gently to dissolve FEIBA-NF

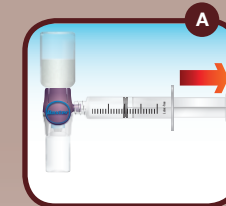


- Remove blue cap from device and attach syringe



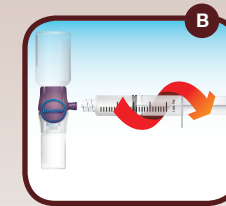
Do not inject air.

## 3 WITHDRAW dissolved FEIBA-NF solution



- Turn device over so empty water vial is at the bottom
- SLOWLY pull back on syringe plunger to withdraw FEIBA-NF solution

If you find it impossible to withdraw some or all of the mixed product into the syringe, there may be air in the device. Please refer to Troubleshooting Information on the reverse side of this guide.



- Disconnect syringe with reconstituted solution

It is acceptable for a small amount of water or foam to be left behind. If the water does not transfer successfully, please refer to Troubleshooting Information on the reverse side of this guide.

## HOW TO MIX MORE THAN ONE VIAL WITH A LARGE SYRINGE

- Mix all product vials, using a new BAXJECT II Hi-Flow device for each vial, as directed in Step 1 and Step 2
- Follow Step 3 to draw the product from each vial into the large syringe
- The BAXJECT II Hi-Flow device is intended for use with a single vial of FEIBA-NF and is for single use only. Dispose of the BAXJECT II Hi-Flow device as directed by your Haemophilia Treatment Centre

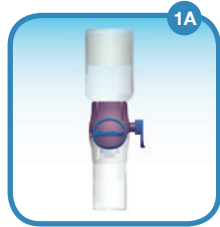
## HANDY HINTS

- When withdrawing solution for infusion: the purple side of the BAXJECT II Hi-Flow device will be on top and the word 'Baxalta' will be the right way up.

When withdrawing solution, the liquid should always be in the top vial.

- Your syringe is used to provide pressure, either to withdraw solution or to inject air. See the Troubleshooting section for further details.

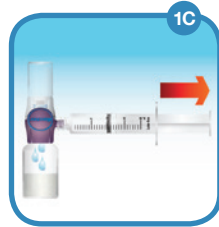
## Scenario 1: If water does not transfer successfully



**1A:** If water does not transfer successfully



**1B:** Ensure water vial is connected correctly. Turn device over so FEIBA-NF vial is at the bottom. Attach syringe



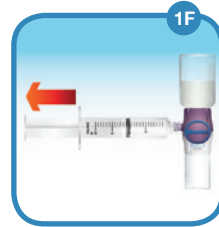
**1C:** Pull plunger back to withdraw air until all water has transferred



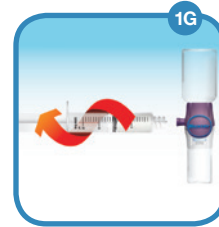
**1D:** Remove syringe and push plunger in



**1E:** Reconnect syringe and swirl gently to mix FEIBA-NF solution. Turn vials over



**1F:** Slowly pull back on syringe plunger to withdraw FEIBA-NF solution



**1G:** Remove syringe

**If troubleshooting scenarios 1, 2 or 3 fail to address the problems you are having, please contact your local Haemophilia Treatment Centre**

## Scenario 2: If water vial is incorrectly connected to purple side of device



**2A:** If water vial is incorrectly connected to purple side of device



**2B:** With water vial at the bottom, attach syringe and pull plunger back to withdraw air



**2C:** Turn device over and slowly press plunger until water has transformed



**2D:** Swirl gently to mix FEIBA-NF solution



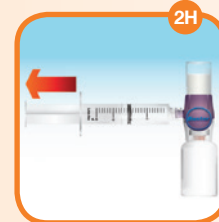
**2E:** Turn device over and pull plunger back until all dissolved FEIBA-NF is in the bottom vial



**2F:** Remove syringe and push plunger in



**2G:** Re-attach syringe and turn device over



**2H:** Slowly pull back on syringe plunger to withdraw FEIBA-NF reconstituted solution



**2I:** Remove syringe

## Scenario 3: If dissolved FEIBA-NF has leaked into water vial or air has been injected



**3A:** i.e. dissolved FEIBA-NF has leaked into water vial or air has been injected



**3B:** Turn device over so FEIBA-NF vial is at the bottom then follow 1C, 1D, 1E, 1F of troubleshooting scenario

## Baxalta

Baxalta Australia Pty Ltd  
1 Baxter Drive, Old Toongabbie, NSW, 2146  
Ph: 1800 812 734 Fax: 1800 812 742  
Website: [www.baxalta.com.au](http://www.baxalta.com.au)  
Email: [anz.haemo@baxalta.com](mailto:anz.haemo@baxalta.com)

[www.baxalta.com.au](http://www.baxalta.com.au)  
Medical Information: Ph: 1800 812 734

Date of preparation: June 2015  
Baxpro number: ANZ/145/15-0002  
Baxalta and FEIBA-NF are trademarks of Baxalta Incorporated

**BEFORE PRESCRIBING PLEASE REVIEW PRODUCT INFORMATION AVAILABLE FROM BAXALTA BY CALLING 1800 812 734**

**PBS Information: This product is not listed on the PBS. Please refer to the National Blood Authority for details.**

**MINIMUM PRODUCT INFORMATION** FEIBA-NF (Factor VIII inhibitor bypassing fraction). **Indications:** FEIBA-NF is indicated for routine prophylaxis, control of spontaneous bleeding episodes and use in surgery in haemophilia A or B patients with inhibitors. **Contra-indications:** Patients with a normal coagulation mechanism, or significant signs of disseminated intravascular coagulation (DIC) or fibrinolysis. Cardiac surgery involving cardiopulmonary bypass and procedures involving extracorporeal membrane oxygenation (ECMO) due to the high risk of thrombotic adverse events. In patients with coronary heart disease or acute thrombosis and/or embolism the use of FEIBA-NF is only indicated in life threatening bleeding events. **Precautions:** FEIBA-NF has been associated with severe allergic and anaphylactoid reactions, and serious thrombotic events. The risk of thrombotic and thromboembolic events may be increased with high doses. Use with caution in subjects with pre-existing risk factors for thrombosis. Monitor for development of DIC, acute coronary ischemia, and signs/symptoms of other thrombotic or thromboembolic events. FEIBA-NF is made from human plasma. Products made from human plasma may contain

infectious agents, such as viruses and theoretically Creutzfeldt-Jacob Disease (CJD) agents that can cause disease. The risk that such products will transmit an infectious agent has been reduced by screening plasma donors and by dedicated virus removal and inactivation procedures included in the manufacturing process. Despite these measures, the possibility of transmitting infective agents cannot be totally excluded. Vaccination should be considered where appropriate. Single doses of 100 U/kg body weight (bw) and daily doses of 200 U/kg bw should not be exceeded. See full Product Information (PI). **Interactions:** The use of anti-fibrinolytic agents in combination with FEIBA-NF is not recommended. If treatment with both agents are indicated, administer at least 12 hours apart. **Adverse Reactions (AR):** Common ARs from clinical trials include hypersensitivity reactions, dizziness, headache, rash and hepatitis B surface antigen positive. Post-marketing ARs include DIC, anaphylactic and hypersensitivity reactions, myocardial infarction, arterial and venous thrombosis, hypotension, and pulmonary embolus. Refer to full PI for all ARs. **Dosage and Administration:** For intravenous infusion. As a general rule a dose of 50 - 100 units of FEIBA-NF per kg bw is recommended. The daily dose should not exceed 200 U/kg bw. Do not exceed an infusion rate of 2 units FEIBA-NF per kg bw per minute. For spontaneous haemorrhage: see full PI for dosing. For surgery: 50-100 U/kg bw at intervals up to 6 hours. Routine prophylaxis: For prevention of bleeding, dose 85 ± 15 units per kg bw (70 - 100 U/kg bw) every other day (3-4 times weekly). Adjust based on clinical response. For all dosing, reconstitution, and administration details see PI. Based on FEIBA-NF approved Product Information amended 21 May 2014.